



Asiatic Oxygen Ltd.

REGD. OFFICE : 8, B. B. D. BAG EAST, KOLKATA - 700 001 PH. : 2230-7391/7392 FAX : 22306317
CIN : L24111WB1961PLC025067 • Website : www.asiaticoxygenltd.com • E-mail : asiaticoxygenltd@gmail.com

REF. No.....

.....20

Date: 13.11.2024

The Secretary
The Calcutta Stock Exchange Ltd
7, Lyons Range,
Kolkata - 700 001

Scrip Code: 10011581

Sub: Outcome of the Board Meeting held on 13th November, 2024

Dear Sir/Madam,

This is to inform you that in pursuance to Regulation 33 of SEBI (LODR) Regulations, 2015, the Board of Directors of the Company in their meeting held today i.e., Wednesday, the 13th day of November, 2024 started at 11.30 a.m. and concluded at 1.05 p.m. has inter-alia, considered and approved the Un-audited Financial Results (Standalone & Consolidated) of the Company for the quarter and half year ended 30th September, 2024.

The said Un-audited Financial Results (Standalone & Consolidated) along with the Limited Review Report of the Statutory Auditors of Company is enclosed herewith.

The said results will be duly published in leading newspapers as per Regulation 47 of the SEBI (Listing Obligations and Disclosure Requirements) Regulations, 2015 and will be uploaded on the website of the Company.

Kindly take the aforesaid information in your records.

Thanking you,

Yours faithfully,

For Asiatic Oxygen Ltd

Dipak Kadel
Dipak Kadel
Company Secretary




Encl.: As above

ASIATIC OXYGEN LIMITED
 Regd. Office : 8, B B D Bag (East),
 Kolkata - 700 004 (West Bengal)
 CIN : L24111WB1981PLC025067, Ph.: (033) 2230-7391/7392, E-mail : asiaticoxygenltd@gmail.com, Website: www.asiaticoxygenltd.in
STATEMENT OF UNAUDITED STANDALONE FINANCIAL RESULTS FOR THE QUARTER AND HALF YEAR ENDED 30TH SEPTEMBER, 2024

		Rs. In Lakhs (Except EPS)					
		Standalone					
Sl.	Particulars	QUARTER ENDED			HALF YEAR ENDED		YEAR ENDED
		30.09.2024 (Unaudited)	30.06.2024 (Unaudited)	30.09.2023 (Unaudited)	30.09.2024 (Unaudited)	30.09.2023 (Unaudited)	31.03.2024 (Audited)
1	Income						
	(a) Revenue from operations	102.62	96.68	90.43	199.30	180.08	391.55
	(b) Other Income	468.66	253.05	444.27	721.71	862.87	2188.26
	Total Income (a) + (b)	571.28	349.73	534.70	921.01	1042.95	2579.81
2	Expenses						
	(a) Cost of Materials Consumed	0.00	0.00	0.00	0.00	0.00	0.00
	(b) Purchase of Stock-in-trade	0.00	0.00	0.00	0.00	0.00	0.00
	(c) Changes in Inventories of Finished goods, work-in-progress and stock-in-trade	0.00	0.00	0.00	0.00	0.00	0.68
	(d) Employee benefits expenses	118.31	99.31	88.46	217.62	176.05	397.45
	(e) Finance costs	29.10	12.30	7.53	41.40	9.96	46.15
	(f) Depreciation and amortization expenses	5.58	5.17	8.11	10.75	14.21	30.07
	(g) Other expenses	169.29	93.66	48.21	262.95	120.75	515.06
	Total Expenses (sum of (a) to (g))	322.28	210.44	152.31	532.72	320.97	989.41
3	Profit/(Loss) before exceptional items and Tax (1-2)	249.00	139.29	382.39	388.29	721.98	1590.40
4	Exceptional Items	0.00	0.00	0.00	0.00	0.00	0.00
5	Profit/(Loss) before Tax (3-4)	249.00	139.29	382.39	388.29	721.98	1590.40
6	Tax Expense						
	(a) Current Tax	0.00	0.00	0.00	0.00	0.00	346.97
	(b) MAT Credit Entitlement	0.00	0.00	0.00	0.00	0.00	0.00
	(c) Income Tax for Earlier Years	0.00	0.00	0.00	0.00	0.00	8.85
	(d) Deferred Tax	0.00	0.00	0.00	0.00	0.00	(8.91)
	Total Tax Expense	0.00	0.00	0.00	0.00	0.00	346.91
7	Net Profit/(Loss) after Tax for the Period (5-6)	249.00	139.29	382.39	388.29	721.98	1243.49
8	Other Comprehensive Income						
A	(i) Items that will not be reclassified to Profit or Loss	451.56	677.43	195.76	1128.99	97.59	198.74
	(ii) Income tax relating to items that will not be reclassified to Profit or Loss	(65.75)	(98.63)	(21.77)	(164.38)	(10.85)	(23.98)
B	(i) Items that will be reclassified to Profit or Loss	0.00	0.00	0.00	0.00	0.00	0.00
	(ii) Income tax relating to items that will be reclassified to Profit or Loss	0.00	0.00	0.00	0.00	0.00	0.00
	Other Comprehensive Income (Net of tax)	385.81	578.80	173.99	964.61	86.74	174.76
9	Total Comprehensive Income for the period (Comprising profit and other comprehensive income) (7+8)	634.81	718.09	556.38	1352.90	808.72	1418.25
10	Paid-up Equity Share Capital (face value of Rs. 10/- each)	165.21	165.21	165.21	165.21	165.21	165.21
11	Other Equity						27601.82
12	Earnings per Share (EPS)						
a)	Basic and diluted EPS (of Rs 10/- each)	15.07*	8.43*	23.15*	23.50*	43.70*	75.27

* not annualised




Notes:

- 1 The above Financial Results for the quarter and half year ended September 30th, 2024 have been reviewed and recommended by the Audit Committee and approved by the Board of Directors at their respective meetings held on 13th November, 2024. The Statutory Auditors of the Company have carried out limited review of the above Unaudited Standalone financial results for the quarter and half year ended September 30th, 2024.
- 2 The above Financial results have been prepared in accordance with the Companies (Indian Accounting Standards) Rules, 2015 (Ind AS) proscribed under section 133 of the Companies Act, 2013 and other recognized accounting practices and policies to the extent applicable.
- 3 The Company has only one distinct Business/Geographical segment and hence does not have any reportable segments as per Indian Accounting Standard (Ind AS) 108- "Operating Segments".
- 4 Current and Deferred Tax has not been recognised for the current quarter. The same will be determined at the end of the year. The Company follows this consistently for arriving at quarterly results.
- 5 Previous period/year figures have been regrouped and/or rearranged, wherever necessary to make their classification comparable with the current period/year.

Place : Mumbai

Date : 13th November, 2024



By Order of the Board
For ASIATIC OXYGEN LTD.


(Ajay Kanoria)
Chairman & Managing Director
DIN: 00044907

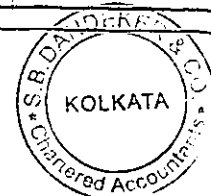
ASIATIC OXYGEN LIMITED
 Regd. Office : 8, B B D Bag (East),
 Kolkata - 700 001 (West Bengal)
 CIN : L24111WB1961PLC025067, Ph.: (033) 2230-7391/7392, E-mail : asiaticoxygentd@gmail.com, Website: www.asiaticoxygentd.in
STATEMENT OF UNAUDITED CONSOLIDATED FINANCIAL RESULTS FOR THE QUARTER AND HALF YEAR ENDED 30TH SEPTEMBER, 2024

		Rs. in Lakhs (Except EPS)					
Sl.	Particulars	Consolidated					
		QUARTER ENDED			HALF YEAR ENDED		YEAR ENDED
		30.09.2024 (Unaudited)	30.06.2024 (Unaudited)	30.09.2023 (Unaudited)	30.09.2024 (Unaudited)	30.09.2023 (Unaudited)	31.03.2024 (Audited)
1	Income						
	(a) Revenue from operations	185.16	169.10	163.46	354.26	329.45	698.97
	(b) Other Income	477.41	260.55	451.64	737.96	875.99	2218.67
	Total Income (a) + (b)	662.57	429.65	615.10	1092.22	1205.44	2917.64
2	Expenses						
	(a) Cost of Materials Consumed	41.20	31.34	41.08	72.54	76.30	145.99
	(b) Purchase of Stock-in-trade	0.00	0.00	0.00	0.00	0.00	0.00
	(c) Changes in inventories of Finished goods, work-in-progress and stock-in-trade	(1.19)	1.02	(4.07)	(0.17)	(4.36)	(0.91)
	(d) Employee benefits expenses	123.56	104.30	93.68	227.86	186.45	418.95
	(e) Finance costs	29.10	12.30	7.53	41.40	9.96	46.15
	(f) Depreciation and amortization expenses	5.81	5.40	8.33	11.21	14.66	31.11
	(g) Other expenses	194.64	114.12	69.80	308.75	166.08	603.99
	Total Expenses (sum of (a) to (g))	393.12	268.48	216.35	661.60	449.09	1245.28
3	Profit/(Loss) before exceptional items and Tax (1-2)	269.45	161.17	398.75	430.62	756.35	1672.36
4	Exceptional Items	0.00	0.00	0.00	0.00	0.00	0.00
5	Profit/(Loss) before Tax (3-4)	269.45	161.17	398.75	430.62	756.35	1672.36
6	Tax Expense						
	(a) Current Tax	5.18	5.47	4.15	10.65	8.65	368.16
	(b) MAT Credit Entitlement	0.00	0.00	0.00	0.00	0.00	0.00
	(c) Income Tax for Earlier Years	0.00	0.00	0.00	0.00	0.00	9.05
	(d) Deferred Tax	0.00	0.00	0.00	0.00	0.00	(9.12)
	Total Tax Expense	5.18	5.47	4.15	10.65	8.65	368.09
7	Net Profit/(Loss) after Tax for the Period (5-6)	264.27	155.70	394.60	419.97	747.70	1304.27
	Profit/(Loss) Attributable to the Non-controlling interest	4.51	4.85	3.61	9.36	7.60	18.16
	Profit/(Loss) Attributable to the Shareholders of the Company	259.76	150.85	390.99	410.61	740.10	1286.11
8	Other Comprehensive Income						
A	(i) Items that will not be reclassified to Profit or Loss	451.56	677.43	195.76	1128.99	97.59	199.87
	(ii) Income tax relating to Items that will not be reclassified to Profit or Loss	(65.75)	(98.63)	(21.77)	(164.38)	(10.85)	(23.68)
B	(i) Items that will be reclassified to Profit or Loss	0.00	0.00	0.00	0.00	0.00	0.36
	(ii) Income tax relating to Items that will be reclassified to Profit or Loss	0.00	0.00	0.00	0.00	0.00	0.00
	Other Comprehensive Income (Net of tax)	385.81	578.80	173.99	964.61	86.74	176.55
	Other Comprehensive Income Attributable to the Non-controlling interest	0.00	0.00	0.00	0.00	0.00	(0.26)
	Other Comprehensive Income Attributable to the shareholders of the Company	385.81	578.80	173.99	964.61	86.74	176.81
9	Total Comprehensive Income for the period (Comprising profit and other comprehensive Income) (7+8)	650.08	734.50	568.59	1384.58	834.44	1480.82
	Total Comprehensive Income Attributable to the Non-controlling interest	4.51	4.85	3.61	9.36	7.60	17.90
	Total Comprehensive Income Attributable to the shareholders of the Company	645.57	729.65	564.98	1375.22	826.84	1462.92
10	Paid-up Equity Share Capital (face value of Rs. 10/- each)	165.21	165.21	165.21	165.21	165.21	165.21
11	Other Equity						27715.33
12	Earnings per Share (EPS)						
	a) Basic and diluted EPS (of Rs 10/- each)	15.72*	9.13*	23.66*	24.85*	44.79*	77.85

* not annualised



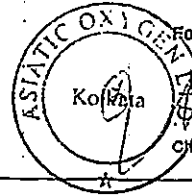

[Handwritten Signature]



Notes:

- 1 The above Financial Results for the quarter and half year ended September 30th, 2024 have been reviewed and recommended by the Audit Committee and approved by the Board of Directors at their respective meetings held on 13th November, 2024. The Statutory Auditors of the Company have carried out limited review of the above Unaudited Consolidated financial results for the quarter and half year ended September 30th, 2024.
- 2 The above Financial results have been prepared in accordance with the Companies (Indian Accounting Standards) Rules, 2015 (Ind AS) prescribed under section 133 of the Companies Act, 2013 and other recognized accounting practices and policies to the extent applicable.
- 3 The Company has only one distinct Business/Geographical segment and hence does not have any reportable segments as per Indian Accounting Standard (Ind AS) 108- "Operating Segments".
- 4 Current and Deferred Tax has not been recognised for the current quarter. The same will be determined at the end of the year. The Company follows this consistently for arriving at quarterly results.
- 5 Previous period/year figures have been regrouped and/or rearranged, wherever necessary to make their classification comparable with the current period/year.

Place : Mumbai
Date : 13th November, 2024



By Order of the Board
For ASIATIC OXYGEN LTD.

(Ajay Kanoria)
Chairman & Managing Director
DIN: 00044907

Standalone Statement of Assets and Liabilities as at 30th September, 2024

Rs in Lakhs

PARTICULARS	Rs in Lakhs	
	As at 30.09.2024 Unaudited	As at 31.03.2024 Audited
ASSETS		
1 Non-Current Assets		
(a) Property, Plant & Equipment	4,131.29	4,114.04
(b) Investment Property	380.22	380.22
(c) Financial Assets		
(i) Investments in subsidiaries	316.80	316.80
(ii) Other Non Current Investments	16,638.48	13,640.74
(iii) Long term loans and advances	6,524.28	6,215.80
(iv) Other Non Current Financial Assets	30.00	30.00
(d) Deferred Tax Assets (Net)	-	-
	28,021.07	24,697.60
2 Current Assets		
(a) Inventories	26.98	26.98
(b) Financial Assets		
(i) Trade Receivables	74.59	38.26
(ii) Cash & Cash Equivalents	385.58	1,298.32
(iii) Bank balances other than (ii) above	108.00	110.00
(iv) Short terms loans & Advances	1,783.32	2,541.39
(v) Other Current Financial Assets	167.42	138.62
	2,545.89	4,153.57
Total Assets	30,566.96	28,851.17
EQUITY AND LIABILITIES		
1 Equity		
(a) Equity Share Capital	165.21	165.21
(b) Other Equity	28,954.70	27,601.82
Sub Total Equity	29,119.91	27,767.03
2 Liabilities		
Non -Current Liabilities		
(a) Financial Liabilities		
(i) Long Term Borrowings	1,029.63	815.02
(ii) Trade Payables	12.06	12.06
(iii) Other Non Current Financial Liabilities	66.89	66.89
(b) Long Term Provisions	109.15	109.15
(c) Deferred Tax Liabilities (Net)	176.33	11.95
	1,394.06	1,015.07
Current Liabilities		
(a) Financial Liabilities		
(i) Short Term Borrowings	13.98	13.40
(ii) Trade Payables	0.76	0.77
(iii) Other Current Financial Liabilities	38.25	54.90
Sub Total Current Liabilities	52.99	69.07
Total Equity and Liabilities	30,566.96	28,851.17

Place : Mumbai
Date : 13th November, 2024

For ASIATIC OXYGEN LTD.

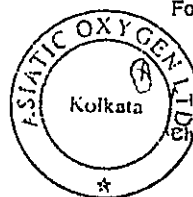


(Ajay Kanoria)
Chairman & Managing Director
DIN: 00044907

PARTICULARS	As at 30.09.2024 Unaudited	As at 31.03.2024 Audited
ASSETS		
1 Non-Current Assets		
(a) Property, Plant & Equipment and Intangible Assets		
(i) Property, Plant & Equipment	4,143.69	4,126.48
(ii) Intangible Assets	73.54	73.54
(b) Investment Property	380.22	380.22
(c) Financial Assets		
(i) Other Non Current Investments	16,901.05	13,903.31
(ii) Long term loans and advances	6,529.12	6,220.64
(iii) Other Non Current Financial Assets	30.00	30.00
	28,057.62	24,734.19
2 Current Assets		
(a) Inventories	58.03	60.91
(b) Financial Assets		
(i) Trade Receivables	142.78	100.59
(ii) Cash & Cash Equivalents	1,019.92	1,893.27
(iii) Bank balances other than (ii) above	108.00	110.00
(iv) Short terms loans & Advances	1,558.35	2,316.24
(v) Other Current Financial Assets	167.74	139.34
	3,054.82	4,620.35
Total Assets	31,112.44	29,354.54
EQUITY AND LIABILITIES		
1 Equity		
(a) Equity Share Capital	165.21	165.21
(b) Other Equity	29,090.55	27,715.33
Sub Total Equity	29,255.76	27,880.54
Non Controlling Interest	175.46	166.09
2 Liabilities		
Non - Current Liabilities		
(a) Financial Liabilities		
(i) Long Term Borrowings	1,029.63	815.02
(ii) Trade Payables	12.06	12.06
(iii) Other Non Current Financial Liabilities	66.89	65.89
(b) Long Term Provisions	111.15	111.16
(c) Deferred Tax Liabilities (Net)	179.02	14.64
	1,398.75	1,019.77
Current Liabilities		
(a) Financial Liabilities		
(i) Short Term Borrowings	13.98	13.40
(ii) Trade Payables	0.83	1.75
(iii) Other Current Financial Liabilities	267.66	272.99
Sub Total Current Liabilities	282.47	288.14
Total Equity and Liabilities	31,112.44	29,354.54

Place : Mumbai
Date : 13th November, 2024

For ASIATIC OXYGEN LTD.



(Ajay Kanoria)
Chairman & Managing Director
DIN: 00044907

ASIATIC OXYGEN LIMITED
UNAUDITED STANDALONE CASH FLOW STATEMENT FOR THE HALF YEAR ENDED 30TH SEPTEMBER, 2024

Rs in Lakhs

Particulars	Six months ended 30-09-2024 (Unaudited)	Six months ended 30-09-2023 (Unaudited)	Year ended 31-03-2024 (Audited)
Cash Flow from Operating activities			
Profit/ (Loss) before tax	386.29	721.98	1,595.27
Non-cash adjustments to reconcile profit/(loss) before tax to net cash flows			
Depreciation/Amortisation/Impairment	10.75	14.21	30.07
Provision for Gratuity & Leave Encashment	-	-	11.12
Interest Income	(33.93)	(76.28)	(1,125.87)
Dividend Income on Non current Investments	(37.87)	(25.95)	(40.68)
Net Loss/(Gain) on sale of Non Current Investments	(106.78)	(349.41)	(925.79)
Net Loss/(Gain) on sale of Assets	-	(50.79)	(50.79)
Finance Costs	41.40	9.96	46.15
Security Transaction Tax	0.93	3.11	5.07
Operating Profit before exceptional items and working capital changes	262.79	246.83	(455.45)
Less: exceptional items	-	-	-
Operating Profit before working capital changes	262.79	246.83	(455.45)
Movement in working capital :			
Decrease/(Increase) in Long Term Loans and Advances	(308.48)	127.01	489.21
Decrease/(Increase) in Other Non Current Assets	-	(5.00)	20.00
Decrease/(Increase) in Inventories	-	-	0.69
Decrease/(Increase) in Trade Receivables	(36.33)	19.18	47.08
Decrease/(Increase) in Other Bank Balances	2.00	(60.82)	(60.82)
Decrease/(Increase) in Short Term Loans and Advances	804.66	(172.39)	(376.12)
Decrease/(Increase) in Prepaid Expenses	-	-	0.88
Decrease/(Increase) in Trade Payables and other current liabilities	(16.66)	(9.56)	(54.06)
Cash generated from/(used in) Operations	707.98	145.25	(388.59)
Direct taxes (paid)/Refunds (net)	(46.59)	(66.02)	(246.85)
Interest Received on Income Tax Refund	-	-	-
Net Cash Flow from/(used In) Operating activities (A)	661.39	79.23	(635.44)
Cash Flow from Investing activities			
Purchase of Property Plant and Equipment, Intangible Assets, Capital Work In Progress and Capital Advances	(28.01)	(756.16)	(759.54)
Proceeds from Sale of Investment Property	-	275.00	275.00
(Purchase)/Sale of non-current investment	(1,761.98)	788.36	290.69
Securities Transaction Tax	(0.93)	(3.11)	(5.07)
Decrease/(Increase) in Other Current Assets	(28.80)	(8.54)	162.30
Interest Received	33.93	76.28	1,111.59
Dividend Received from Non Current Investments	37.87	25.95	40.68
Net Cash Flow from/(used In) Investing activities (B)	(1,747.92)	397.78	1,115.65
Cash Flow from Financing activities			
Proceeds/(Repayment) from borrowings (Net)	215.19	(39.65)	546.86
Interest paid	(41.40)	(9.96)	(46.15)
Net Cash Flow from/(used in) Financing activities (C)	173.79	(49.61)	500.71
Net increase/(decrease) in Cash and Cash Equivalents (A+B+C)	(912.74)	427.40	980.92
Cash and Cash Equivalents at the beginning of the year	1,298.32	317.40	317.40
Cash and Cash Equivalents at the end of the year	385.58	744.80	1,298.32
Components of Cash and Cash Equivalents			
Balances with banks:			
In Current Accounts	370.18	729.70	1,282.92
In Fixed Deposits (with maturity upto 3 months)	15.00	15.00	15.00
Cash in hand	0.40	0.10	0.40
Total Cash and Cash Equivalents	385.58	744.80	1,298.32

Place : Mumbai
Date : 13th November, 2024



For ASIATIC OXYGEN LTD

(Signature)
(Ajay Kanoria)
Chairman & Managing Director
DIN: 00044907

ASIATIC OXYGEN LIMITED
UNAUDITED CONSOLIDATED CASH FLOW STATEMENT FOR THE HALF YEAR ENDED 30TH SEPTEMBER, 2024

Rs in Lakhs

Particulars	Six months ended 30-09-2024	Six months ended 30-09-2023	Year ended 31-03-2024
	(Unaudited)	(Unaudited)	(Audited)
Cash Flow from Operating activities			
Profit/ (Loss) before tax	430.62	756.35	1,676.04
Non-cash adjustments to reconcile profit/(loss) before tax to net cash flows			
Depreciation/Amortisation/Impairment	11.21	14.66	31.11
Provision for Gratuity & Leave Encashment	-	-	11.41
Interest Income	(49.93)	(87.78)	(1,156.28)
Dividend Income on Non current Investments	(37.87)	(25.95)	(40.68)
Net Loss/(Gain) on sale of Non Current Investments	(106.78)	(349.41)	(925.79)
Net Loss/(Gain) on sale of Assets	-	(50.79)	(50.79)
Finance Costs	41.40	9.96	46.15
Security Transaction Tax	0.93	3.11	5.07
Operating Profit before exceptional items and working capital changes	289.58	270.15	(403.76)
Less: exceptional items			
Operating Profit before working capital changes	289.58	270.15	(403.76)
Movement in working capital :			
Decrease/(Increase) in Long Term Loans and Advances	(308.48)	127.01	489.21
Decrease/(Increase) in Other Non Current Assets	-	(5.00)	20.00
Decrease/(Increase) in Inventories	2.87	(13.96)	(5.54)
Decrease/(Increase) in Trade Receivables	(42.19)	21.14	48.56
Decrease/(Increase) in Other Bank Balances	2.00	(60.82)	(60.82)
Decrease/(Increase) in Short Term Loans and Advances	804.66	(173.12)	(369.75)
Decrease/(Increase) in Prepaid Expenses	-	-	1.80
Decrease/(Increase) in Trade Payables and other current liabilities	(6.25)	(1.19)	(41.59)
Cash generated from/(used in) Operations	742.19	164.21	(321.89)
Direct taxes (paid)/Refunds (net)	(56.60)	(74.62)	(267.14)
Interest Received on Income Tax Refund	-	-	-
Net Cash Flow from/(used in) Operating activities (A)	685.59	89.59	(589.03)
Cash Flow from Investing activities			
Purchase of Property Plant and Equipment, Intangible Assets, Capital Work in Progress and Capital Advances	(28.41)	(756.16)	(760.05)
Proceeds from Sale of Investment in Property	-	275.00	275.00
(Purchase)/Sale of non-current investment	(1,761.98)	788.36	290.70
Securities Transaction Tax	(0.93)	(3.11)	(5.07)
Decrease/(Increase) in Other Current Assets	(29.20)	(8.54)	162.30
Interest Received	49.93	87.78	1,142.00
Dividend Received from Non Current Investments	37.87	25.95	40.68
Net Cash Flow from/(used in) Investing activities (B)	(1,732.72)	409.28	1,145.56
Cash Flow from Financing activities			
Proceeds/(Repayment) from borrowings (Net)	215.19	(39.65)	546.86
Interest paid	(41.40)	(9.96)	(46.15)
Net Cash Flow from/(used in) Financing activities (C)	173.79	(49.61)	500.71
Net increase/(decrease) in Cash and Cash Equivalents (A+B+C)	(873.34)	449.26	1,057.24
Cash and Cash Equivalents at the beginning of the year	1,893.27	835.67	835.67
Effect of exchange rate changes on cash and cash equivalents	-	-	0.36
Cash and Cash Equivalents at the end of the year	1,019.93	1,284.93	1,893.27
Components of Cash and Cash Equivalents			
Balances with banks:			
In Current Accounts	446.51	837.71	1,385.41
In Fixed Deposits (with maturity upto 3 months)	572.80	446.53	506.79
Cash in hand	0.62	0.69	1.07
Total Cash and Cash Equivalents	1,019.93	1,284.93	1,893.27

Place : Mumbai
Date : 13th November, 2024



For ASIATIC OXYGEN LTD

(Signature)
(Ajay Kanoria)
Chairman & Managing Director
DIN: 00044907

S.B.DANDEKER & CO.

Chartered Accountants


P-36 India Exchange Place, Kolkata 700001
Tel # 033-22254832, Tele-fax # 91-33-22258149, Email- kabkol@yahoo.com

Independent Auditor's Report on Quarterly and Half Yearly Unaudited Standalone Financial Results of the Company Pursuant to Regulation 33 of the SEBI (Listing Obligations and Disclosure Requirements) Regulations, 2015 as amended

To
The Board of Directors
Asiatic Oxygen Ltd.
8, B.B.D Bag (East)
Kolkata- 700001

1. We have reviewed the accompanying statement of unaudited standalone financial results ("the Statement") of Asiatic Oxygen Limited ("the Company") for the quarter and half year ended 30th September 2024, attached herewith, being submitted by the Company pursuant to the requirement of Regulation 33 of the SEBI (Listing Obligations and Disclosure Requirements) Regulations, 2015, as amended.
2. This statement is the responsibility of the Company's Management and has been approved by the Board of Directors, which has been prepared in accordance with the recognition and measurement principles laid down in Indian Accounting Standard 34 "Interim Financial Reporting" (Ind AS 34), prescribed under Section 133 of the Companies Act, 2013 read with relevant rules issued there under and other accounting principles generally accepted in India. Our responsibility is to issue a report on these financial statements based on our review.
3. We conducted our review in accordance with the Standard on Review Engagement (SRE) 2410, "Review of Interim Financial Information performed by the Independent Auditor of the Entity" issued by the Institute of Chartered Accountants of India. This standard requires that we plan and perform the review to obtain moderate assurance as to whether the financial statements are free of material misstatement. A review is limited primarily to inquiries of company personnel and analytical procedures applied to financial data and thus provide less assurance than an audit. We have not performed an audit and accordingly, we do not express an audit opinion.
4. Based on our review conducted as above, nothing has come to our attention that causes us to believe that the accompanying statement of unaudited standalone financial results prepared in accordance with applicable accounting standards and other recognized accounting practices and policies has not disclosed the information required to be disclosed in terms of Regulation 33 of the SEBI (Listing Obligations and Disclosure Requirements) Regulations, 2015 including the manner in which it is to be disclosed, or that it contains any material misstatement.

For and on behalf of
S.B. Dandeker & Co
Chartered Accountants
(Registration No. 301009E)



Kedarashish Bapat
Partner

(Membership No.: 057903)

UDIN:-24057903BJW9F9128

Place: Kolkata
Date: 13/11/2024

S.B.DANDEKER & CO.

Chartered Accountants

P-36 India Exchange Place, Kolkata 700001

Tel # 033-22254832, Tele-fax # 91-33-22258149, Email- kabkol@yahoo.com

Independent Auditor's Report on Quarterly and Half Yearly Unaudited Consolidated Financial Results of the Company Pursuant to Regulation 33 of the SEBI (listing Obligations and Disclosure Requirements) Regulations, 2015 as amended

To
The Board of Directors of
Asiatic Oxygen Ltd.
8, B.B.D Bag (East)
Kolkata- 700001

1. We have reviewed the accompanying statement of unaudited consolidated financial results ("the Statement") of Asiatic Oxygen Limited ("The Parent") and its subsidiaries (The parent and its subsidiaries together referred to as "the Group"), and total comprehensive income for the quarter and half year ended 30th September, 2024 ("the Statement"), attached herewith, being submitted by the Company pursuant to the requirement of Regulation 33 of SEBI (Listing Obligations and Disclosure Requirements) Regulations, 2015 as amended.
2. This statement which is the responsibility of the Parent's management and approved by the Parent's Board of Directors, has been prepared in accordance with the recognition and measurement principles laid down in Indian Accounting standard 34 "Interim financial Reporting" (Ind As 34), Prescribed under Section 133 of the Companies Act, 2013 read with relevant rules issued there under and other accounting principles generally accepted in India. Our responsibility is to express a conclusion on the statement based on our review.
3. We conducted our review of the statement in accordance with the Standard on Review Engagements (SRE) 2410, "Review of Interim Financial Information Performed by the Independent Auditor of Entity", Issued by the Institute of Chartered Accountants of India (ICAI), A review of interim financial information consists of making inquiries, primarily of persons responsible for financial and accounting matters and applying analytical and other review procedures. A review is substantially less in scope than an audit conducted in accordance with standards on auditing and consequently does not enable us to obtain assurance that we would become aware of all significant matters that might be identified in an audit. Accordingly, we do not express an audit opinion.

We also performed procedures in accordance with the circular issued by the SEBI under Regulation 33(8) of the SEBI (Listing obligations and Disclosure Requirements) regulations, 2015 as amended, to the extent applicable.



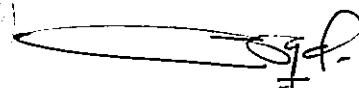
4. The statements included the results of the following Subsidiaries:

Sr. No.	Name of the Entity	Relationship
1.	AOL Sugar & Industries Pvt. Ltd.	Subsidiary
2	Bihar Air Products Limited	Subsidiary
3.	AIG Ventures F.Z.E	Foreign Subsidiary
4.	Agricova Limited	Foreign Subsidiary

5. Based on our review conducted and procedures performed as stated in paragraph 3 nothing has come to our attention that caused us to believe that the accompanying financial statements, prepared in accordance with the recognition and measurement principles laid down in the aforesaid Indian Accounting Standard and other accounting principles generally accepted in India, has not disclosed the information required to be disclosed in terms of Regulation 33 of the SEBI (Listing obligations and Disclosure requirements) regulations, 2015, as amended, including the manner in which it is to be disclosed, or that it contains any material misstatement.
6. We did not review the interim financial results of one subsidiary, M/s Bihar Air Products Limited, included in the consolidated unaudited financial results, whose interim financial results reflect total assets of Rs. 827.52 Lakhs, total revenues of Rs. 171.21 Lakhs, total net profit/(loss) after tax of Rs. 31.68 Lakhs and total comprehensive income of Rs. 31.68 Lakhs for the quarter and half year ended 30th September, 2024 as considered in the consolidated unaudited financial results. These interim financial results have been reviewed by other auditors whose reports have been furnished to us by the Management and our conclusion on the Statement, in so far as it relates to the amounts and disclosures included in respect of the subsidiary is based solely on the reports of the other auditors and the procedures performed by us as stated in paragraph 3 above.
7. The consolidated unaudited financial result includes the interim financial information of two subsidiaries which are located outside India and has not been subjected to review. The financial information has been prepared in accordance with accounting principles generally accepted in the respective country and has been furnished to us by the Management. Our opinion on the Statement, in so far as it relates to the amounts and disclosures included in respect of this subsidiary is based solely on such unaudited financial information. According to the information and explanations given to us by the Management, this interim financial information is not material to the Group.

Our opinion on the Statement is not modified in respect of the above matter.

For and on behalf of
S.B. Dandeker & Co
Chartered Accountants
(Registration No. 301009E)



Kedarashish Bapat
Partner

(Membership No.: 057903)

UDIN:-24057903BJZW94548

Place: Kolkata
Date: 13/11/2024